

ここに
注意!

まず全体の流れを理解して、どんな内容の文が入るか想像しよう。次に空所の前後の文をよく見て、何の文法を使ってどう表すかを考えよう。とくに直後の文は大きなヒントになることが多い。疑問詞や主語、時制が正しく対応しているか、よく確認しよう。最後に、自分が書いた英文が、〈条件〉をすべて満たしているか、スペルミスや脱落がないか、しっかり見直そう。

1 [適文完成問題の練習] 次の英文を読んで、()の中に適する英語を書きなさい。ただし、あとの〈条件〉にしたがうこと。

※(1) 英語の授業でマコトが書いた作文の一部です。



Last month, a new restaurant opened near my house. One morning, my father said, "The restaurant looks nice. Let's go there for dinner." I said, "Yes, let's. I hear it will open at 5 p.m." He asked, "() there?" I answered, "Curry and rice." And I continued, "My friend went there last week. He said the curry was very delicious." My father said, "OK. I'll have curry and rice, too." We enjoyed dinner at the restaurant that evening.

〈条件〉

want を必ず含んで、文末が there? で終わる 1 文となるように、() 内を 6 語以上で書くこと。

※ 短縮形 (I'm や don't など) や符号 (, など) は使わないこと。

〈答え〉

_____ there?

※(2) サクラが書いた英文日記の一部です。



Today, Mary came to my class. She will study with us for a year. I showed her around the school during lunch time. She said, "This school is nice. () this school?" I said, "About 300 students. Most of them enjoy *club activities." She said, "I was in the tennis club in my country. I want to play it at this school, too." I said, "Great! I'm in the tennis club." We are going to play it tomorrow.

*club activities : クラブ活動

〈条件〉

how を必ず含んで、文末が this school? で終わる 1 文となるように、() 内を 6 語以上で書くこと。

※ 短縮形 (I'm や don't など) や符号 (, など) は使わないこと。

〈答え〉

_____ this school?

時間



(3) 英語の授業でアユミが書いたスピーチ原稿の一部です。

I have a friend from Australia. His name is Mike. We first met three months ago. He was looking at a *direction board, so I thought he lost his way. I said, "Excuse me. Can I help you?" He said, "Yes, please. I want to go to the city hall. () there?" I said, "OK, but I'm going to the library next to the city hall. So why don't we go together?" He was glad, and we talked a lot on the way to the city hall. Since then we have been good friends.

*direction board : 案内板

〈条件〉

you を必ず含んで、文末が there? で終わる 1 文となるように、() 内を 6 語以上で書くこと。

※ 短縮形 (I'm や don't など) や符号 (, など) は使わないこと。

〈答え〉

_____ there?

時間



(4) 英語の授業でエミが書いた作文の一部です。

I like flowers. I sometimes go to the park which is famous for its beautiful garden. One day in spring, when I was looking at flowers in the park, a woman working there spoke to me. I was surprised that she knew a lot about flowers. She said, "When I started to work here, that tree was very small." I asked, "() the park?" She answered, "For twenty years. I moved to this town twenty years ago." She looked happy.

〈条件〉

worked を必ず含んで、文末が the park? で終わる 1 文となるように、() 内を 6 語以上で書くこと。

※ 短縮形 (I'm や don't など) や符号 (, など) は使わないこと。

〈答え〉

_____ the park?

ここに
注意!

まず英文を読んで何を問いかけてられているのかをよく理解し、次に自分がその立場だったらどのように行動するかを想像してみよう。問いかけての回答としてふさわしい内容の文を、よく知っている語句や文法を使って指定された語数に合った英文で書こう。最後に、自分が書いた英文が、〈条件〉をすべて満たしているか、スペルミスや脱落がないか、しっかり見直そう。

- 2 〔課題解決問題の練習〕 次の英文を読んで、問いかけてに対する答えとしてふさわしい内容を考え、英語で書きなさい。ただし、あとの〈条件〉にしたがうこと。

- 時間 (1) 学校でのトオルの問いかけてに対する答えとしてふさわしい内容を考え、英語で書きなさい。

Mary and I are friends going to different high schools. We are going to meet at the station at ten tomorrow morning and go to the movies, but this morning my mother said to me, "Help me tomorrow." I need to tell Mary that I can't go to the movies with her. I have a *cell phone, but I left it at home this morning, and I don't remember her phone number. I know where she lives. Her house is between my house and my school. Her school is very far from my house and my school. What should I do?

*cell phone : 携帯電話

〈条件〉

- ① You should で書き始め、これらを含んで全体を6語以上の1文で書くこと。
② 文末は「.」「!」のいずれかの符号で終わること。
※ 短縮形(I'm や don't など)は1語と数え、符号(, や . や ")などは語数に含めません。

〈答え〉

- 時間 (2) ジェーン(Jane)の問いかけてに対する答えとしてふさわしい内容を考え、英語で書きなさい。

Hello. My name is Jane. I am a student in America. I'm going to study at a high school in Japan for a year. The school will sell me a *uniform if I want. Should I buy the uniform and wear it to school? What do you think? And why do you think so?

*uniform : 制服

〈条件〉

- ① You should で書き始め、これらを含んで全体を10語以上の1文か2文で書くこと。
② 文末は「.」「!」のいずれかの符号で終わること。
※ 短縮形(I'm や don't など)は1語と数え、符号(, や . など)は語数に含めません。

〈答え〉

★(3) トム(Tom)についての問いかけに対する答えとしてふさわしい内容を考えて、英語で書きなさい。



Tom lives in a town near Yokohama. His sister will come to Japan from Canada tomorrow and her plane will arrive at Narita at 4:45 in the afternoon. He wants to get to Narita before that time and meet her there. There are three ways to get to Narita from his house. If he takes the bus, he will take the 2:45 bus because it takes about 110 minutes. It *costs 3,600 *yen. If he takes the train "Express N," he will take the 3:10 train because he can get there in about 90 minutes. It costs 4,500 yen. If he takes the train "Airport N," he must take the 2:05 train because it takes about 140 minutes. It costs 2,040 yen. But he must stay home until 2:35. Which way should Tom take to get to Narita?

*costs ~ : [費用が] ~かかる yen : 円 [通貨単位]

〈条件〉

- ① He should で書き始め、選んだ理由を含んで1~2文で書くこと。
- ② 文末は「.」「!」のいずれかの符号で終わること。

〈答え〉



(4) ミン(Ming)についての問いかけに対する答えとしてふさわしい内容を考えて、英語で書きなさい。

Ming is a new student from China. He can't speak Japanese well. He looks sad because he has no friends in his class. I think he is interested in baseball because he sometimes sees the baseball club members when they are practicing. I'm not in his class or in the baseball club, but I want him to enjoy his school life in Japan. What should I do for him?

〈条件〉

- ① You should で書き始め、これらを含んで全体を7語以上の1文で書くこと。
- ② 文末は「.」「!」のいずれかの符号で終わること。
- ※ 短縮形(I'm や don't など)は1語と数え、符号(, や . など)は語数に含めません。

〈答え〉


ここに
注意!

それぞれの絵をよく見ながら英文を読み、全体の話の流れを把握しよう。問われている英文はだれがどんな状況で話した言葉か、また、どの場面を表すものとなるのかを理解し、想像力を働かせよう。条件で与えられている語句と語数に注意しながら確実に書ける文法を使ってそれを表現してみよう。

時間
□

※1 次のA～Cのひとつづきの絵と英文は、マサト(Masato)のある日のできごとを順番に表しています。Aの場面を表す〈最初の英文〉に続けて、Bの場面にあふさわしい内容の英文を書くとき、□の中に適する英語を書きなさい。ただし、あとの〈条件〉にしたがうこと。

A



〈最初の英文〉

One day, Masato visited his grandmother's house. On the table he saw two pictures. In one of them, a young woman was playing tennis.

B




He asked his grandmother, "□"

She said, "It's me! I was a tennis player when I was young."

Masato was surprised. He said, "Could you play tennis with me?"

C



Masato went to a park with his grandmother. They played tennis for an hour. She played as well as Masato.

〈条件〉

- ① Who で始め、woman を必ず含んで、全体を6語以上の1文で書くこと。
- ② 文末は「?」で終わること。
- ※ 短縮形(I'm や don't など)は1語と数え、符号(, や ? など)は語数に含めません。

〈答え〉

時間 2 次の A~C のひとつづきの絵と英文は、カケル(Kakeru)のこの前の土曜日のできごとを順番に表しています。A の場面を表す〈最初の英文〉に続けて、B の場面にふさわしい内容の英文を書くとき、 の中に適する英語を書きなさい。ただし、あとの〈条件〉にしたがうこと。

A



〈最初の英文〉

Last Saturday morning, Kakeru got a *phone call from Mary. She said, "I got some rice as a *free gift, but I don't know what to do with it. Can you help me?"

B




Kakeru said, "OK. "

She said, "Yes, I do. Please come after ten o'clock in the morning. Thank you, Kakeru."

Kakeru said, "Let's make some *rice balls!"

C

At Mary's house



Kakeru brought a *rice cooker, *nori* and some other things to Mary's house. He cooked rice for her and made some rice balls with her. Mary said, "Thank you, Kakeru. Let's eat them."

*phone call : 電話(の呼び出し) free gift : 景品 rice ball(s) : おにぎり rice cooker : 炊飯器

〈条件〉

- ① **want** を必ず含んで、全体を7語以上の1文で書くこと。
 ② 文は大文字で書き始め、文末は「?」で終わること。
 ※ 短縮形(I'm や don't など)は1語と数え、符号(, や ? など)は語数に含めません。

〈答え〉

時間


3 次の A~C のひとつづきの絵と英文は、ジェーン(Jane)のある日曜日の出来事を順番に表しています。A の場面を表す〈最初の英文〉に続けて、B の場面と C の場面にふさわしい内容の英文を書くとき、、 の中に適する英語を書きなさい。ただし、あとの〈条件〉にしたがうこと。

A




〈最初の英文〉
One Sunday afternoon in January, Jane and her friend, Mike, were running in the park near her house. They were going to *run a marathon the next month.

B



Jane and Mike continued to run for thirty minutes. They were going to run another thirty minutes before *taking a break. So they had to stop running.
Jane said, "I'm feeling cold. Let's go to my house now."

C



Jane and Mike went to her house.
At home, Jane said to her mother, "". Jane's mother said, "Sure. I will make you tea with milk."
The tea made Jane and Mike warm.

*run a marathon : マラソンをする taking a break : 休憩すること

〈条件〉

- ① (ア)は **But then** で書き始め、これを含んで全体を5語以上の1文で書くこと。
- ② (イ)は **something** を必ず含んで、全体を6語以上の1文で書くこと。
- ③ 文は大文字で書き始め、文末は「.」「?」のいずれかの符号で終わること。
- ※ 短縮形(I'm や don't など)は1語と数え、符号(、や?など)は語数に含めません。

〈答え〉


(ア)


(イ)

★4
時間

次のA~Cのひとつづきの絵と英文は、女子中学生のエミ(Emi)のある週末の出来事を順番に表しています。Aの場面を表す<最初の英文>に続けて、Bの場面とCの場面にふさわしい内容の英文を書くとき、(ア)、(イ)の中に適する英語を書きなさい。ただし、あとの<条件>にしたがうこと。

A		<p><最初の英文></p> <p>One Saturday, Emi and her father went to the library. They saw a *poster on the wall there.</p>
---	---	---

B	<p>That night</p> 	<p>That night, Emi said to her father, "I really want one of the dogs."</p> <p>Her father said, "OK. I wrote down the phone number in the library.</p> <p>(ア) You need to ask him where you can see the dogs."</p>
---	--	--

C	<p>The next day</p> 	<p>The next day, Emi and her father went to see the dogs. She said, "Mr. Hara, can we take this dog home today?" He said, "I'm sorry, but you can't. (イ)"</p> <p>Emi said, "In two months! We have to wait for the dog so long." Mr. Hara said, "You can come to see the dog every weekend." Emi was happy.</p>
---	---	---

*poster : ポスター

<条件>

- ① (ア)は Why で書き始め、これを含んで全体を5語以上の1文で書くこと。
 ② (イ)は The dog で書き始め、taken を必ず使い、これらを含んで全体を10語以上の1文で書くこと。
 ③ 文は大文字で書き始め、文末は「.」「?」のいずれかの符号で終わること。
 ※ 短縮形(I'm や don't など)は1語と数え、符号(、や? など)は語数に含めません。

<答え>

(ア)

(イ)