

問1 リスニングテスト (放送の指示にしたがって答えなさい。放送を聞きながらメモをとってかまいません。)

(ア) チャイムのところに入るリサの言葉として最も適するものを、次の1~4の中からそれぞれ一つずつ選び、その番号を答えなさい。

- No.1
- In the kitchen.
  - In Wakaba City.
  - On Sundays.
  - With my grandfather.

- No.2
- Thank you very much.
  - No, I don't.
  - I'm not doing my homework now.
  - Yes, of course.

- No.3
- My bike is too small for me.
  - I want a new game.
  - I like running.
  - I have a new bike.

(イ) 対話の内容を聞いて、それぞれの質問の答えとして最も適するものを、次の1~4の中からそれぞれ一つずつ選び、その番号を書きなさい。

- No.1 質問: What can we say about Sam?
- He doesn't like movies.
  - He has two movie tickets.
  - He often watches movies at home.
  - He has a plan for this Saturday morning.

- No.2 質問: What can we say about Akiko?
- She is eating curry.
  - She can cook curry well.
  - Cooking is easy for her.
  - She can cook soup.

問2 次の英文は、サチ (Sachi) とトム (Tom) の対話です。対話文中の(ア)~(イ)の( )の中に入れるのに最も適するものを、あとの1~4の中からそれぞれ一つ選び、その番号を答えなさい。

Sachi: Hi, Tom. What are you doing?  
 Tom: Hi. I'm reading a book. It's about a Japanese ( ).  
 Sachi: Oh, who is she? Is she famous?  
 Tom: No, she isn't. She is a teacher in Jamaica.  
 Sachi: ( ) does she teach in Jamaica?  
 Tom: She teaches Japanese there. She likes the people in Jamaica.  
 Sachi: I see. How is the book?  
 Tom: I like it very much. I can ( ) a lot of things from it.

- (ア) 1. man            2. woman            3. children            4. people  
 (イ) 1. How            2. Where            3. What            4. Which  
 (ウ) 1. learn            2. want            3. visit            4. draw

問3 次の(ア)~(イ)の文の( )の中に入れるのに最も適するものを、あとの1~4の中からそれぞれ一つずつ選び、その番号を答えなさい。

- (ア) My sister ( ) every day.  
 1. swim            2. swims            3. swimming            4. are swimming  
 (イ) Look at that man. Do you know ( )?  
 1. he            2. his            3. him            4. them  
 (ウ) Where ( ) you last night?  
 1. is            2. are            3. was            4. were  
 (エ) ( ) your father make breakfast on Sunday?  
 1. Is            2. Are            3. Do            4. Does

\*Jamaica ジャマイカ

(ウ) 学校の部活動について、バスケットボール部のサオリ (Saori) がアメリカから来た留学生たちに説明します。説明を聞いて、あとのNo.1とNo.2の問いに答えなさい。

No.1 説明のためにサオリが作った次の<メモ>を完成させるとき、(1)~(3)の中に入れるものの組み合わせとして最も適するものを、あとの1~6から一つ選び、その番号を答えなさい。

<メモ>


Enjoy Basketball with Us!

- Our school has (1) sports teams.
- Our basketball team has (2) members.
- We don't practice basketball on (3).
- Please come to the gym.

- |              |              |                           |
|--------------|--------------|---------------------------|
| 1. (1) three | (2) forty    | (3) Mondays and Fridays   |
| 2. (1) three | (2) fourteen | (3) Thursdays and Sundays |
| 3. (1) four  | (2) forty    | (3) Tuesdays and Sundays  |
| 4. (1) four  | (2) fourteen | (3) Mondays and Fridays   |
| 5. (1) five  | (2) forty    | (3) Thursdays and Sundays |
| 6. (1) five  | (2) fourteen | (3) Tuesdays and Sundays  |

No.2 説明を聞いた翌日に留学生の一人であるカレン (Karen) がサオリにあてて書いた次の<メッセージ>を完成させるとき、(4) (5)の中に入れるものの組み合わせとして最も適するものを、あとの1~3の中から一つ選び、その番号を答えなさい。

<メッセージ>



Hello, Saori. Thank you for the nice speech. I was on a basketball team in the U.S. Basketball is very (4) in my country, too. We often watch (5) on TV. Let's play basketball together! Thank you.

- |                    |                      |
|--------------------|----------------------|
| 1. (4) difficult   | (5) basketball games |
| 2. (4) interesting | (5) baseball games   |
| 3. (4) popular     | (5) basketball games |

問4 次の(ア)~(イ)の対話が可能するように、( )内の五つの語の中から四つを選んで正しい順番に並べたとき、その( )内で2番目と4番目にくる語の番号をそれぞれ答えなさい。(それぞれ一つずつ不要な語があるので、その語は使用しないこと。ただし、文頭にくるべき語も小文字にしてあります。)

- (ア) A: Let's play video games. Can ( 1. you 2. my 3. me 4. come 5. to ) house?  
 B: Sure. Let's play together.  
 (イ) A: Does Ms. White speak Japanese?  
 B: Yes, she does. ( 1. some 2. writes 3. kanji 4. write 5. she ), too.  
 (ウ) A: How ( 1. books 2. book 3. many 4. you 5. do ) have in your bag now?  
 B: I have three.  
 (エ) A: ( 1. what 2. eat 3. did 4. you 5. ate ) for lunch last Sunday?  
 B: I ate spaghetti and fruit salad.

問5 次のA～Cのひとつづきの絵と英文は、ある日のできごとについてのリカ (Rika) とブラウン先生 (Mr. Brown) の会話を表しています。Aの場面を表す最初の英文に続けて、Bの場面にもふさわしい内容となるように、の中に適する英語を書きなさい。ただし、あとの<条件>にしたがうこと。

A

Mr. Brown

Rika

<最初の英文>  
Rika and Mr. Brown were in the classroom.

B

Rika

Mr. Brown

Mr. Brown "said, "I'm looking for my pen."  
Rika asked, " pen?"  
Mr. Brown "answered, "It's black."

C

Rika

Mr. Brown

Rika said, "Ah, Ms. Tanaka "found it. She was in the teachers' room." Mr. Brown said, "Thank you."

<条件>

- ① color と your を必ず用いること。
  - ② ①に示した語を含んで、内を4語で書くこと。
  - ③ pen?につながる1文となるように書くこと。
- ※ 短縮形 (I'm や don't など) は1語と数え、符号 (、 など) は語数に含めません。

\*said ~: ~と言った answered ~: ~と答えた found ~: ~を見つけた

( ③ ) Six students want to see historical buildings. Four students want to go shopping. Sixteen students in total want to enjoy nature and outdoor activities. Ten students want to eat delicious food. The food is very good in all the four prefectures. So, nature and outdoor activities are important purposes. It's already hot in Okinawa in May.  Let's go there for the school trip.

(7) 本文中の ( ① ) ~ ( ③ ) の中に、次のA～Cを意味が通るように入れるとき、その組み合わせとして最も適するものを、あとの1～6の中から一つ選び、その番号を答えなさい。

- A. You can see many animals there.
  - B. I asked you, "What do you want to do during the school trip?"
  - C. So, many people go there and take pictures.
1. ①-A ②-B ③-C    2. ①-A ②-C ③-B    3. ①-B ②-A ③-C  
4. ①-B ②-C ③-A    5. ①-C ②-A ③-B    6. ①-C ②-B ③-A

(8) 本文中の  の中に入れるのに最も適するものを、次の1～4の中から一つ選び、その番号を書きなさい。

- 1. You can eat delicious food there.
- 2. You can swim and watch fish in the sea there.
- 3. You can sing and dance there.
- 4. You can see historical buildings there.

(9) 本文の内容に合うものを、次の1～4の中から一つ選び、その番号を答えなさい。

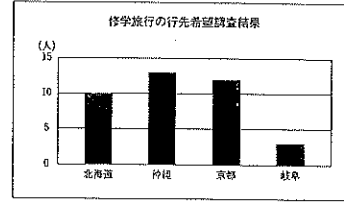
- 1. The school trip is next summer.
- 2. Students can visit some prefectures for the school trip.
- 3. It is not hot in Okinawa in May.
- 4. Ten students want to enjoy delicious food.

\*in total: 合計で outdoor activities: 野外活動 important: 重要な purposes: 目的  
already: もうすでに

問6 次の英文は、グリーン先生 (Ms. Green) が修学旅行 (school trip) の行先について英語の授業で話したときの原稿です。英文を読んで、あとの(7)～(9)の問いに答えなさい。

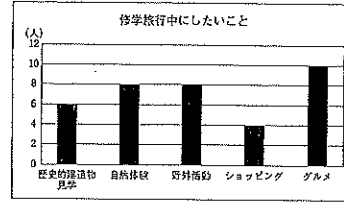
Hi, everyone. I want to talk about our school trip. Our school trip is next May. We will choose one prefecture for the school trip. Look at Graph 1.

< Graph 1 >



Many students want to visit Hokkaido, Okinawa, or Kyoto. These three prefectures are good places for studying. In Kyoto, you can see many historical buildings. They are very famous and beautiful. ( ① ) In Hokkaido, you can enjoy delicious food and nature. The mountains and lakes are very beautiful there. You can also visit a zoo. It is very big. ( ② ) In Okinawa, you can learn about its culture. Okinawa has an interesting culture and wonderful nature. On sunny days in May, the temperature is about 25 degrees in Okinawa. People can swim in the sea from March to October there. In Gifu, you can see traditional houses. Their roofs are unique. Look at Graph 2.

< Graph 2 >



\*will ~: ~する (つもりだ) prefecture: 都道府県 Graph: グラフ  
studying: 勉強すること historical: 歴史的な buildings: 建物 nature: 自然  
lakes: 湖 culture: 文化 temperature: 気温 degrees: 度 (温度の単位)  
roofs: 屋根 unique: 独特な

問7 次の(7)の英文と案内 (Information)、(8)の英文とちらし (Leaflet) について、それぞれあとの質問の答えとして最も適するものを、1～4の中からそれぞれ一つずつ選び、その番号を答えなさい。

(7)

Misa and Meg are high school students. They are in the same class and talking about the seat list for the musical.

Misa: Meg, are you free next Sunday? I want to see this musical.  
Meg: Oh, I love musicals! I want to go with you.  
Misa: Good. Look, Meg. This is the seat list for the musical. We can choose the seat from 4 types.  
Meg: This seat is very nice. But it is five thousand yen.  
Misa: We can't get this seat. How about this seat? It is three thousand yen.  
Meg: Umm... I only have two thousand yen.  
Misa: Oh, Meg! We are students, so we just need two thousand yen for this seat.  
Meg: That's good. Let's get these seats.  
Misa: Yes. Let's meet at the park. We can walk to the theater from there.  
Meg: OK. I can't wait!

Information

Seat List

\*Price for the Seat

Seat	Price	★ for students
Seat A	5,000 yen	(★4,000 yen)
Seat B	4,000 yen	(★3,000 yen)
Seat C	3,000 yen	(★2,000 yen)
Seat D	2,000 yen	(★1,000 yen)

質問: Which seat is good for Misa and Meg?  
1. Seat A.    2. Seat B.    3. Seat C.    4. Seat D.

\*same: 同じ seat list: 座席表 musical: ミュージカル types: 種類  
thousand: 1,000の yen: 円 only: たった~だけ theater: 劇場  
STAGE: 舞台 Price: 料金

(4) Bob and Mina are Aoba High School students. They are in the same class and talking about a festival at Aoba City Park.

Bob: Do you know about the Aoba City Park Festival?  
 Mina: Sure. We have the festival in our city every year.  
 Bob: What can you do in this festival?  
 Mina: You can watch dance, listen to music, and enjoy food at food stands.  
 Bob: Sounds fun. Let's go together. Are you free on that day?  
 Mina: I'm in the Aoba Dance Club. So, I dance on the stage every year.  
 Bob: Wow! I want to see your dance.  
 Mina: We will dance on the stage right after Opening Ceremony.  
 Bob: OK. Then, I will go to the park at ten thirty. Can we meet after the dance show? Let's have lunch together.  
 Mina: Yes, let's. After lunch, Aoba Junior High School students will sing songs. Do you want to listen to the songs?  
 Bob: Sure. I like music very much.

Leaflet

**Aoba City Park Festival**

Date: April 8

① Opening Ceremony 10:00 ~ 10:25  
 ② Dance Show 10:30 ~ 11:25  
 ③ Lunch Time 11:30 ~  
 You can enjoy *takoyaki*, *yakisoba*, and *karaoke*.  
 ④ Chorus Show 12:30 ~ 13:00

質問: What time will Bob meet Mina?

1. At 10:00. 2. At 10:30. 3. At 11:30. 4. At 12:30.

\* same: 同じ food stands: 屋台 stage: 舞台 will ~: ~する (つもりだ)  
 right after ~: ~のすぐ後 Opening Ceremony: 開会式 Chorus Show: コーラス発表

問 8 次の英文を読んで、あとの(ア)~(イ)の問いに答えなさい。

Ann and Chihiro are Kamome Junior High School students. They are talking about the library in their city in the classroom after school on Monday.

Ann: Hi, Chihiro. What are you making?  
 Chihiro: Hello, Ann. This is a poster for Kamome Library. Do you know the library?  
 Ann: No, I don't. Where is it?  
 Chihiro: It's near the station. It is big and new. Many students in our school go there. It has many books and comics. It also has three events. They are the Kamome Library Bus, Storytelling, and Book Talk.  
 Ann: Wow, that's nice. Tell me about the events. When are these events?  
 Chihiro: The Kamome Library Bus goes to three parks every Wednesday afternoon. It stays for one hour in each park. It carries many books and picture books inside. Anyone can read or borrow books there. So, Kamome Library isn't open on that day.  
 Ann: Sounds fun! What is Storytelling?  
 Chihiro: This is an event for small children. I'm in the volunteer club at our school. Some members and I join the event. We read picture books to children at the library. Do you want to join us? This event is on Saturdays.  
 Ann: Hmm... I want to try it, but   
 Chihiro: It's OK. The library has some English picture books. You can read those, right?  
 Ann: Great! Of course, I can. Then, I want to practice storytelling. Let's go to the library now.  
 Chihiro: Oh, wait, Ann. We can't go today. The library closes at five thirty on Monday. It's five fifteen now. How about next Sunday? The library has another event on that day. I will join it.  
 Ann: Wow! So, you will join Book Talk, too, right?  
 Chihiro: Yes. I will talk about my favorite book. Book Talk starts at eleven every third Sunday. I want to practice first. Please listen to my Book Talk.  
 Ann: Of course. What time does the library open?

\* poster: ポスター Storytelling: 読み聞かせ hour: 時間 each: それぞれの carries ~ inside: ~をのせて運ぶ picture books: 絵本 Anyone: 誰でも borrow ~: ~を借りる members: メンバー closes: 閉まる another: もう一つの will ~: ~する (つもりだ)

(7) 本文中の—線①と—線②が表す内容を、①はA群、②はB群の中からそれぞれ選んだときの組み合わせとして最も適するものを、あとの1~6から一つ選び、その番号を答えなさい。

ア群

A.	
Events	Day
Kamome Library Bus	Wednesdays
Storytelling	Saturdays
Book Talk	every third Sunday

B.	
Events	Day
Kamome Library Bus	Wednesdays
Storytelling	Sundays
Book Talk	every third Saturday

C.	
Events	Day
Kamome Library Bus	Tuesdays
Storytelling	Saturdays
Book Talk	every third Sunday

イ群

X.		
Opening time	Monday-Friday	9:00
	Saturday & Sunday	10:00
	We are not open on Wednesdays.	
Closing time	Monday-Friday	17:00
	Saturday & Sunday	17:00

Y.		
Opening time	Monday-Friday	10:00
	Saturday & Sunday	9:00
	We are not open on Wednesdays.	
Closing time	Monday-Friday	17:00
	Saturday & Sunday	17:00

Z.		
Opening time	Monday-Friday	9:00
	Saturday & Sunday	10:00
	We are not open on Wednesdays.	
Closing time	Monday-Friday	17:30
	Saturday & Sunday	17:00

1. ①: A ②: Y  
 2. ①: A ②: Z  
 3. ①: B ②: X  
 4. ①: B ②: Z  
 5. ①: C ②: X  
 6. ①: C ②: Y

\* find ~: ~を見つける